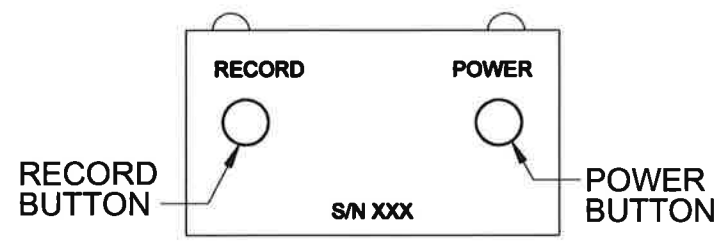
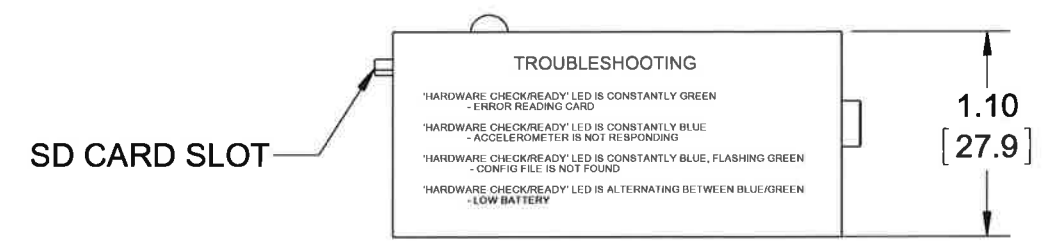
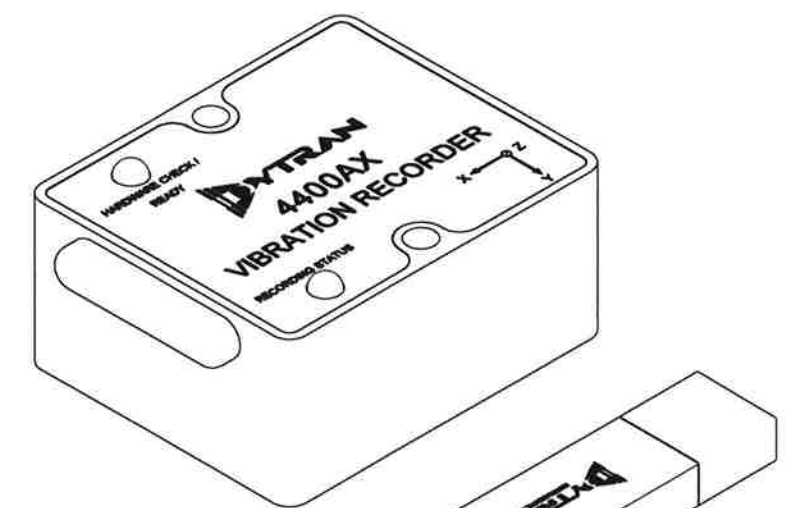
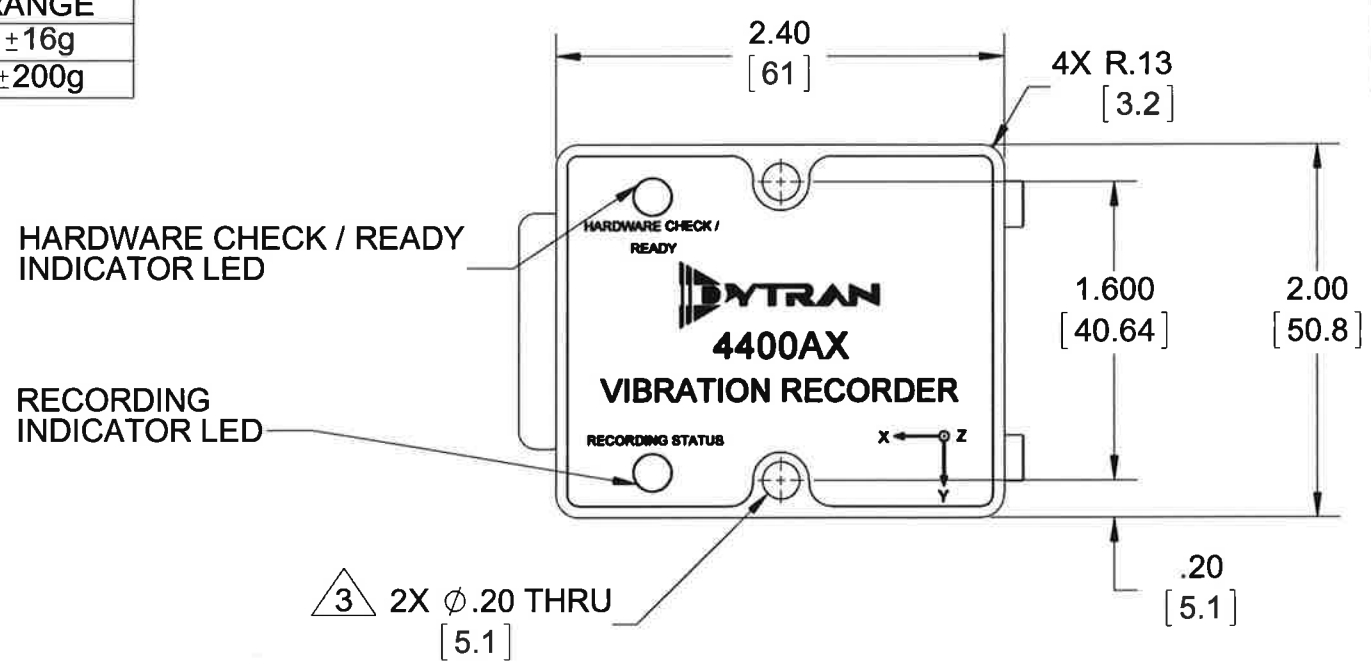


PROPRIETARY AND CONFIDENTIAL

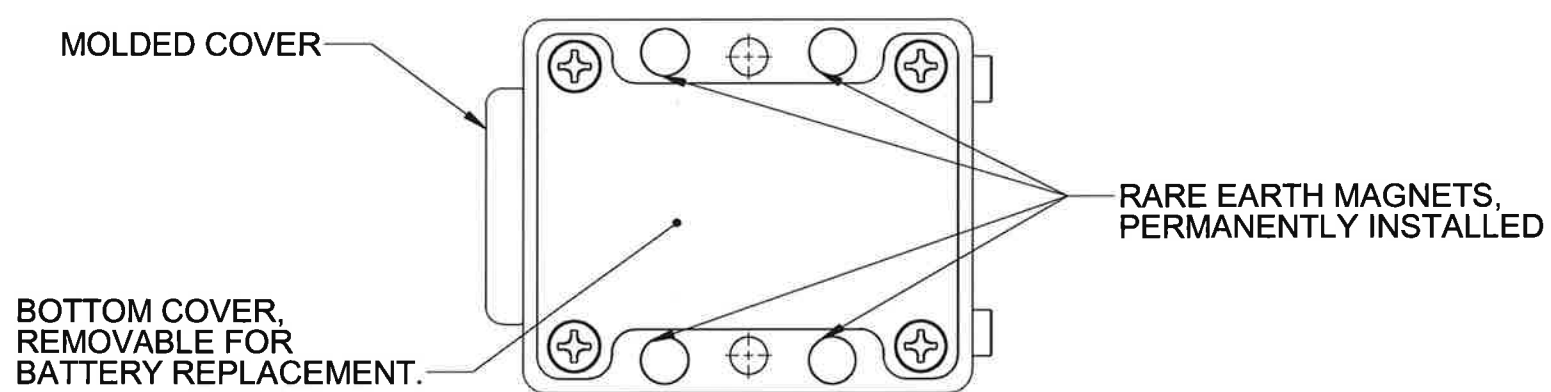
THE INFORMATION CONTAINED IN THIS DRAWING IS THE SOLE PROPERTY OF DYTRAN INSTRUMENTS INC. ANY REPRODUCTION IN PART OR AS A WHOLE WITHOUT THE WRITTEN PERMISSION OF DYTRAN INSTRUMENTS INC. IS PROHIBITED

REVISIONS					
REV.	ECN	DESCRIPTION	BY/DATE	CHK	APPR
A	11375	INITIAL RELEASE	LN 10/13/14	DV	AS
B	11819	ADDED 9007 SOFTWARE, SUPPLIED	JS 03/20/15	LA	

MODEL	RANGE
4400A	±16g
4400A1	±200g



9007 SOFTWARE, SUPPLIED



- 3 MOUNTING SCREW, MODEL 6246, 10-32 UNF-3A X 1.25, QTY. 2, SUPPLIED. MOUNTING SCREW, MODEL 6694A1, M5 X 0.8 X 35mm, QTY. 2, SUPPLIED.
- 2. HOUSING MATERIAL: ALUMINUM ALLOY, ANODIZED, COLOR: BLUE.
- 1. WEIGHT: 160 GRAMS, MAX.

NOTES: UNLESS OTHERWISE SPECIFIED

UNLESS OTHERWISE SPECIFIED: INTERPRET DIM & TOL PER ASME Y14.5M - 1994. REMOVE BURRS. COUNTERSINK INTERNAL THDS 90° TO MAJOR DIA. CHAM EXT THDS 45° TO MINOR DIA. THD LENGTHS AND DEPTHS ARE FOR MIN FULL THDS. DIMENSIONS APPLY AFTER FINISHING.		UNLESS OTHERWISE SPECIFIED: DIMENSIONS ARE IN INCHES DIMENSIONS IN BRACKETS ( ) ARE IN MILLIMETERS TOLERANCES ARE:			
DECIMALS .XX ±.03 .XXX ±.010	METRIC .X ± 0.8 .XX ±0.25	ANGLES ±1°	TITLE: <b>OUTLINE/INSTALLATION DWG, VIBRATION RECORDER, MODEL 4400A</b>		
APPROVALS	DATE	SIZE <b>B</b> CAGE CODE <b>2W033</b> DWG NO <b>127-4400A</b> REV <b>B</b>			
ORIG LN	10/14/13	SCALE: 1:1 SHEET 1 OF 1			
CHK DV	10/20/14				
APP AS	10/30/14				
DO NOT SCALE DRAWING		THIRD ANGLE PROJECTION USA			

<b>MODEL NUMBER</b> <b>4400A</b>	<b>PERFORMANCE SPECIFICATIONS</b>	<b>DOC NO.</b> <b>PS4400A</b>
	<b>ACCELERATION RECORDER, TRIAXIAL</b>	REV B, ECN 11938, 6/1/15



- RECORDS THREE-AXIS VIBRATION UP TO 24 HOURS
- IP64 RATED
- SDHC CARD COMPATIBLE
- DUAL MOUNTING CONFIGURATIONS

**PHYSICAL**  
Weight, Max.  
Mounting  
Housing

	ENGLISH		SI
Weight, Max.	5.6	oz	160
Mounting	Screws / Magnets		Screws / Magnets
Housing	Aluminum, Anodized	Material	Aluminum, Anodized

**PERFORMANCE**  
Acceleration Range  
Maximum Frequency Range, -3dB  
Resonance Frequency  
Linearity [1]  
Transverse Sensitivity, Max  
Noise, Max.  
Recording Time, Max.  
Sampling rate [2]  
Memory Card Type  
Acquisition Type

	ENGLISH		SI
Acceleration Range	±16	Gpeak	±157
Maximum Frequency Range, -3dB	0 to 1000	Hz	0 to 1000
Resonance Frequency	>5.5	kHz	>5.5
Linearity [1]	< ±0.5	%F.S.	< ±0.5
Transverse Sensitivity, Max	5	%	5
Noise, Max.	0.015	G rms	147
Recording Time, Max.	24	hours	24
Sampling rate [2]	100 - 3200	samples/s	100 - 3200
Memory Card Type	SDHC, Class 4		SDHC, Class 4
Acquisition Type	Free Run / Triggered		Free Run / Triggered

**ELECTRICAL**  
Battery

	9V		9V
--	----	--	----

**ENVIRONMENTAL**  
Shock Max  
Vibration Max  
Operating Temperature  
Seal

	ENGLISH		SI
Shock Max	1,000	g pk	9810
Vibration Max	100	g pk	981
Operating Temperature	-40 to +185	°F	-40 to +85
Seal	Environmental / IP64		Environmental / IP64

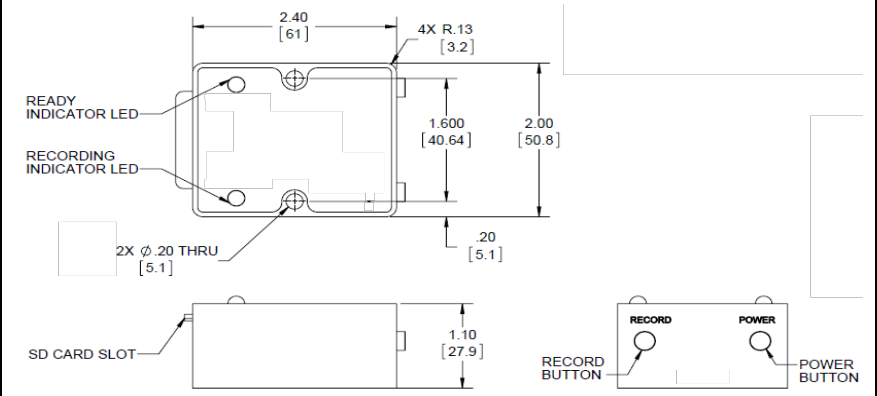
Model	Range (Gpeak)	Noise (G rms)	Oper. Temp(°F)	BandWidth(Hz)
4400A1	±200	0.06	-40 to +185	0 to 1000

Refer to the performance specifications of the products in this family for detailed description

- Supplied Accessories:**
- 1) Accredited calibration certificate (ISO 17025)
  - 2) Mounting Screw, Model 6246, 10-32 X 1.25, Qty. 2
  - 3) Mounting Screw, Model 6694A1, M5x0.8 X 35mm, Qty. 2

- Notes:**
- [1] Linearity is % of specified full scale (or any less full-scale range), zero-based best fit straight line method.
- [2] 3200 samples/sec sampling rate is not recommended for Free Run mode. Maximum data loss of .05% is possible when sampled at 3200 samples/sec in Free Run mode. Lower sampling rates result in no data loss. Triggered acquisition at 3200 samples/sec result in no data loss.

**IMPORTANT:** It is important to remember when using model 4400A that there are no anti-aliasing filters implemented in this design. While even if configured otherwise the sampling rate stays constant at 3200 kSamples/sec, any input signals over 1600 Hz will cause aliased signal within the displayed 1600 Hz bandwidth of the sensor.



Units on the line drawing are in inches, units in brackets are in millimeters. Refer to 127-4400A for more information.



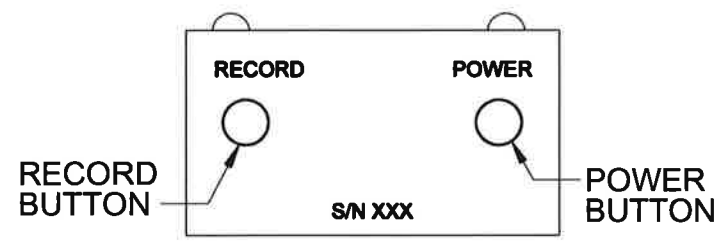
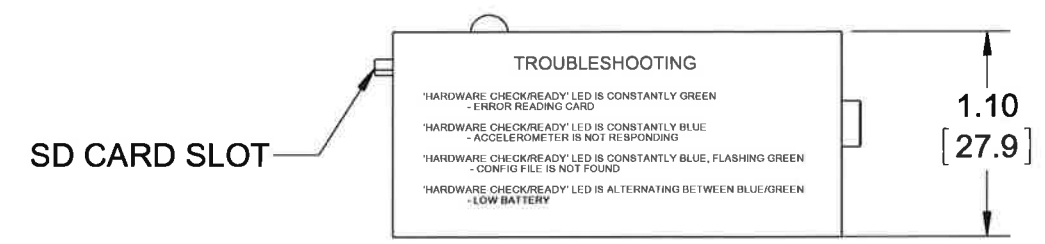
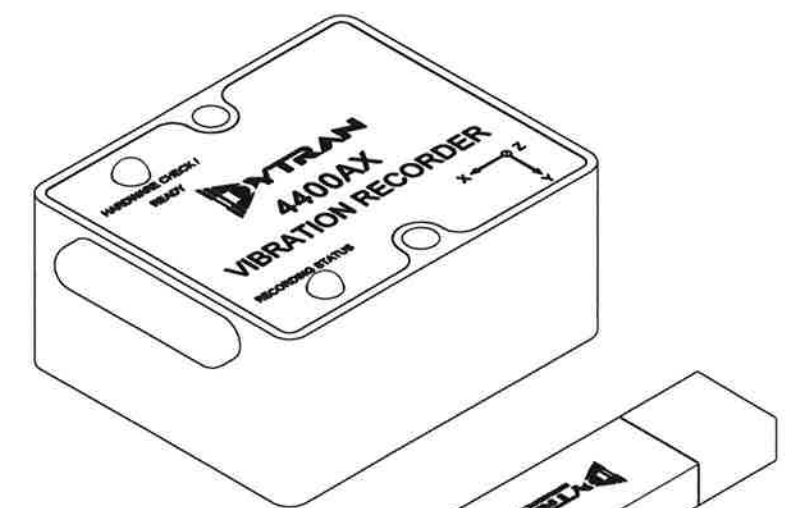
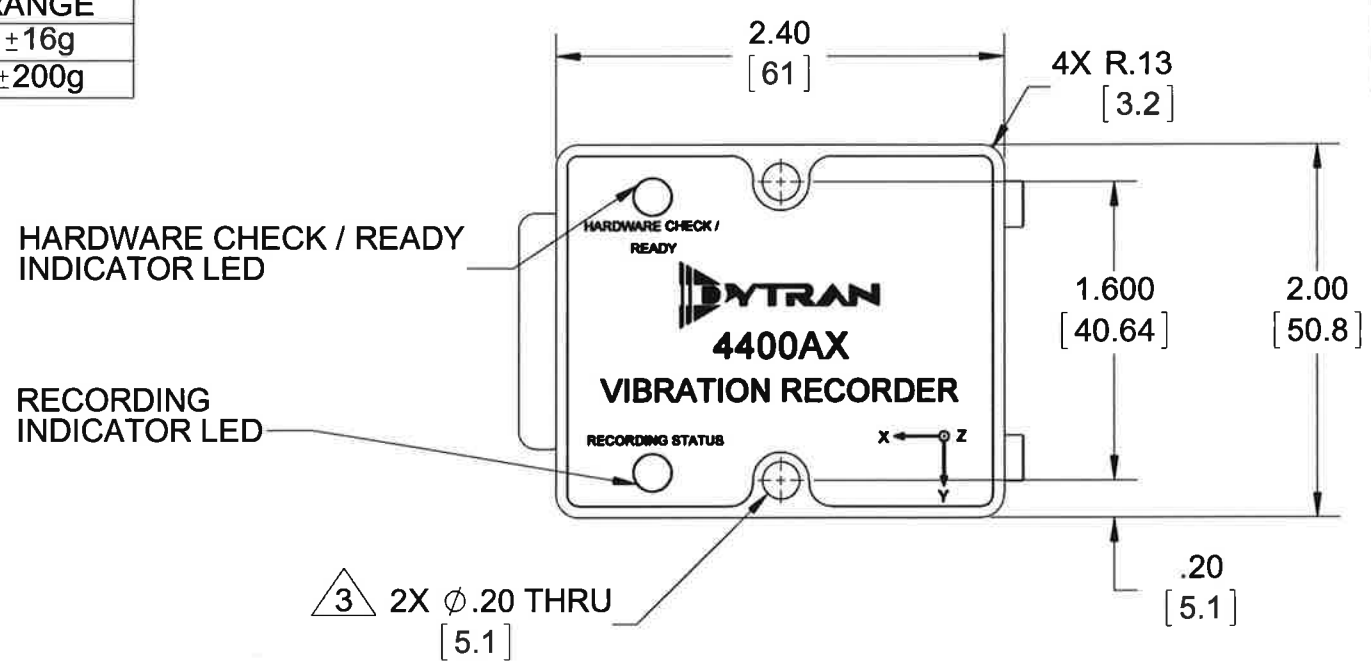
21592 Marilla Street, Chatsworth, California 91311 Phone: 818.700.7818 Fax:818.700.7880  
www.dytran.com For permission to reprint this content, please contact info@dytran.com

PROPRIETARY AND CONFIDENTIAL

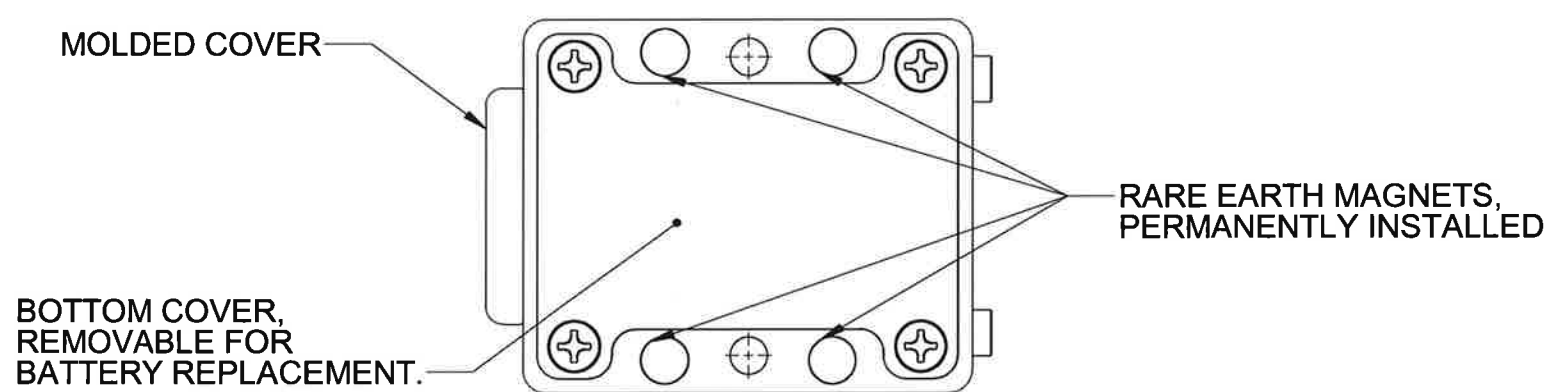
THE INFORMATION CONTAINED IN THIS DRAWING IS THE SOLE PROPERTY OF DYTRAN INSTRUMENTS INC. ANY REPRODUCTION IN PART OR AS A WHOLE WITHOUT THE WRITTEN PERMISSION OF DYTRAN INSTRUMENTS INC. IS PROHIBITED

REVISIONS					
REV.	ECN	DESCRIPTION	BY/DATE	CHK	APPR
A	11375	INITIAL RELEASE	LN 10/13/14	DV	AS
B	11819	ADDED 9007 SOFTWARE, SUPPLIED	JS 03/20/15	LA	

MODEL	RANGE
4400A	±16g
4400A1	±200g



9007 SOFTWARE, SUPPLIED



- 3 MOUNTING SCREW, MODEL 6246, 10-32 UNF-3A X 1.25, QTY. 2, SUPPLIED. MOUNTING SCREW, MODEL 6694A1, M5 X 0.8 X 35mm, QTY. 2, SUPPLIED.
- 2. HOUSING MATERIAL: ALUMINUM ALLOY, ANODIZED, COLOR: BLUE.
- 1. WEIGHT: 160 GRAMS, MAX.

NOTES: UNLESS OTHERWISE SPECIFIED

UNLESS OTHERWISE SPECIFIED: INTERPRET DIM & TOL PER ASME Y14.5M - 1994. REMOVE BURRS. COUNTERSINK INTERNAL THDS 90° TO MAJOR DIA. CHAM EXT THDS 45° TO MINOR DIA. THD LENGTHS AND DEPTHS ARE FOR MIN FULL THDS. DIMENSIONS APPLY AFTER FINISHING.	UNLESS OTHERWISE SPECIFIED: DIMENSIONS ARE IN INCHES DIMENSIONS IN BRACKETS ( ) ARE IN MILLIMETERS TOLERANCES ARE:				<b>MASTER ONLY IF IN RED</b>	
	DECIMALS .XX ±.03 .XXX ±.010	METRIC .X ± 0.8 .XX ±0.25				ANGLES ±1°
	<b>APPROVALS</b> ORIG LN 10/14/13 CHK DV 10/20/14 APP AS 10/30/14	<b>DATE</b> 10/14/13 10/20/14 10/30/14	<b>SIZE</b> B	<b>CAGE CODE</b> 2W033	<b>DWG NO</b> 127-4400A	<b>REV</b> B
	ALL MACHINED SURFACES. TOTAL RUNOUT WITHIN .005. BREAK SHARP EDGES .005 TO .010. MACHINED FILLET RADII .005 TO .015. WELDING SYMBOLS PER AWS A2.4. ABBREVIATIONS PER MIL-STD-12.	DO NOT SCALE DRAWING	THIRD ANGLE PROJECTION 	<b>SCALE:</b> 1:1	<b>SHEET 1 OF 1</b>	<b>1</b>

<b>MODEL NUMBER</b> <b>4400A1</b>	<b>PERFORMANCE SPECIFICATIONS</b>	<b>DOC NO.</b> <b>PS4400A1</b>
	<b>ACCELERATION RECORDER, TRIAXIAL</b>	REV B, ECN 11938, 6/1/15



- RECORDS THREE-AXIS VIBRATION UP TO 24 HOURS
- IP64 RATED
- SDHC CARD COMPATIBLE
- DUAL MOUNTING CONFIGURATIONS

**PHYSICAL**  
Weight, Max.  
Mounting  
Housing

	ENGLISH		SI
Weight, Max.	5.6	oz	160
Mounting	Screws / Magnets		Screws / Magnets
Housing	Aluminum, Anodized	Material	Aluminum, Anodized

**PERFORMANCE**  
Acceleration Range  
Maximum Frequency Range, -3dB  
Resonance Frequency  
Linearity [1]  
Transverse Sensitivity, Max  
Noise, Max.  
Recording Time, Max.  
Sampling rate [2]  
Memory Card Type  
Acquisition Type

	ENGLISH		SI
Acceleration Range	±200	Gpeak	±1962
Maximum Frequency Range, -3dB	0 to 1000	Hz	0 to 1000
Resonance Frequency	>5.5	kHz	>5.5
Linearity [1]	< ±0.5	%F.S.	< ±0.5
Transverse Sensitivity, Max	5	%	5
Noise, Max.	0.06	G rms	589
Recording Time, Max.	24	hours	24
Sampling rate [2]	100 - 3200	samples/s	100 - 3200
Memory Card Type	SDHC, Class 4		SDHC, Class 4
Acquisition Type	Free Run / Triggered		Free Run / Triggered

**ELECTRICAL**  
Battery

	9V		9V
--	----	--	----

**ENVIRONMENTAL**  
Shock Max  
Vibration Max  
Operating Temperature  
Seal

	ENGLISH		SI
Shock Max	1,000	g pk	9810
Vibration Max	250	g pk	2453
Operating Temperature	-40 to +185	°F	-40 to +85
Seal	Environmental / IP64		Environmental / IP64

Model	Range (Gpeak)	Noise (G rms)	Oper. Temp(°F)	BandWidth(Hz)
4400A	±16	0.015	-40 to +185	0 to 1000

Refer to the performance specifications of the products in this family for detailed description

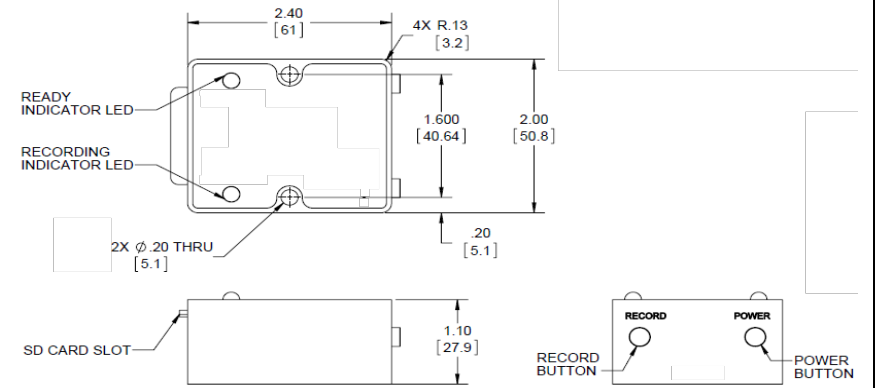
**Supplied Accessories:**

- 1) Accredited calibration certificate (ISO 17025)
- 2) Mounting Screw, Model 6246, 10-32 X 1.25, Qty. 2
- 3) Mounting Screw, Model 6694A1, M5x0.8 X 35mm, Qty. 2

**Notes:**

- [1] Linearity is % of specified full scale (or any less full-scale range), zero-based best fit straight line method.
- [2] 3200 samples/sec sampling rate is not recommended for Free Run mode. Maximum data loss of .05% is possible when sampled at 3200 samples/sec in Free Run mode. Lower sampling rates result in no data loss. Triggered acquisition at 3200 samples/sec result in no data loss.

**IMPORTANT:** It is important to remember when using model 4400A1 that there are no anti-aliasing filters implemented in this design. While even if configured otherwise the sampling rate stays constant at 3200 kSamples/sec, any input signals over 1600 Hz will cause aliased signal within the displayed 1600 Hz bandwidth of the sensor.



Units on the line drawing are in inches, units in brackets are in millimeters. Refer to 127-4400A for more information.



21592 Marilla Street, Chatsworth, California 91311 Phone: 818.700.7818 Fax: 818.700.7880  
www.dytran.com For permission to reprint this content, please contact info@dytran.com